




Legend

Heritage Estates Area Structure Plan	
	Low to Medium Density Residential
	Stormwater Management
	Parks / Open Space / MR