







Legend

East Pioneer Area Structure Plan

- |  |  |  |
|--|--|--|
|  Environmental Reserve             |  Medium to High Density Residential |  Stormwater Management        |
|  Low to Medium Density Residential |  Parks / Open Space / MR            |  Mixed Commercial/Residential |