





Legend

West Area Structure Plan	
	Low to Medium Density Residential
	Parks / Open Space / MR
	Medium to High Density Residential
	Stormwater Management