





Legend

West Area Structure Plan

 Low to Medium Density Residential	 Parks / Open Space / MR
 Medium to High Density Residential	 Stormwater Management