






Legend

East Pioneer Area Structure Plan & Pioneer Lands Area Structure Plan

- | | | |
|---|--|---|
|  Environmental Reserve |  Medium to High Density Residential |  Stormwater Management |
|  Low to Medium Density Residential |  Parks / Open Space / MR | |