






Legend

Pioneer Lands Area Structure Plan			
	Berm		Parks / Open Space / MR
	Commercial		Medium to High Density Residential
			Stormwater Management