









Legend

East Pioneer Area Structure Plan			
	Commercial		Stormwater Management
	Environmental Reserve		Parks / Open Space / MR
	Low to Medium Density Residential		Public Utility Lot
	Medium to High Density Residential		Mixed Commercial/Residential